



Georgia Department of Transportation

# Statewide Transit Planning

Kaycee Mertz and Charles Ryan Walker





# Presentation Overview

## 1. Section 5303 and 5304 Programs

Upcoming funding formula update

Application template update

Planning deliverables

Supplemental call for projects

## 2. Upcoming Statewide Transit Plan

## 3. FY 2020 Applications & Reimbursement Process

# Program Purpose

- Provides funding and procedural requirements;
- Multimodal transportation planning in metropolitan areas and states;
- Cooperative, continuous and comprehensive;
- Long-range plans; and
- Short-range programs of transportation investment priorities.

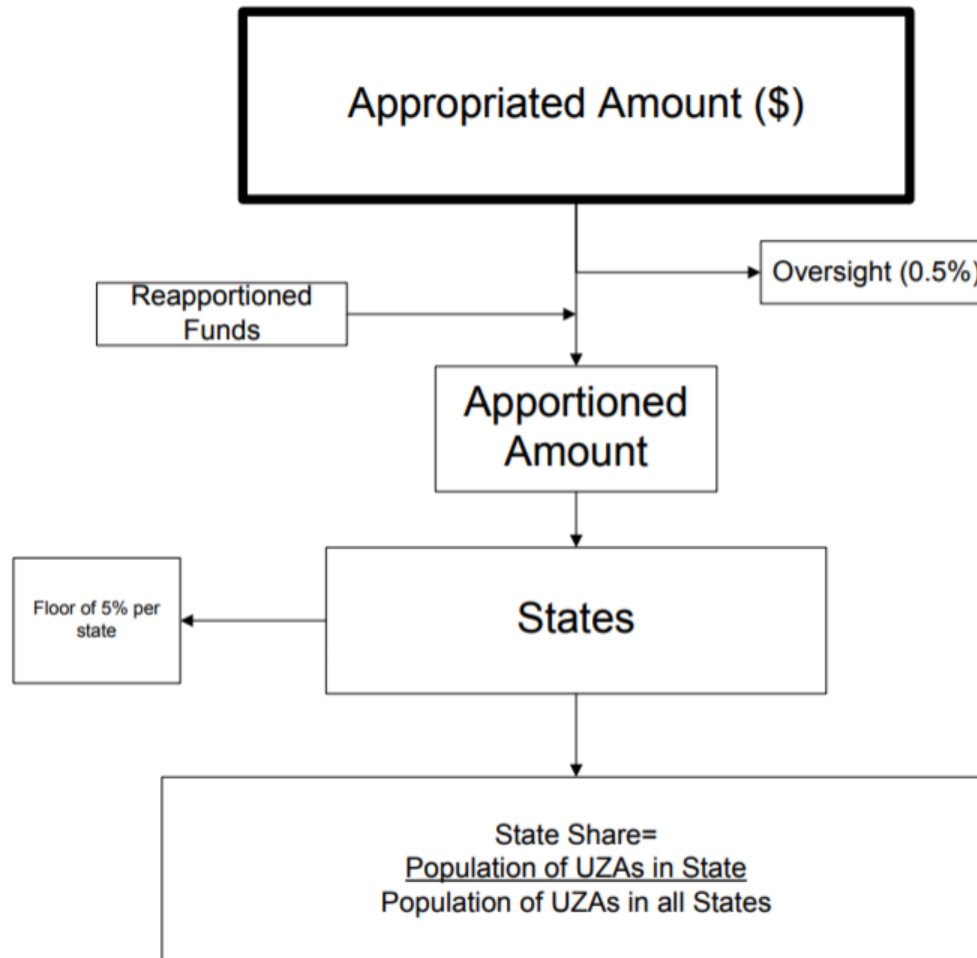
The planning programs are jointly administered by the Federal Transit Administration and the Federal Highway Administration (FHWA).

# Nationwide

**METROPOLITAN & STATEWIDE AND NONMETROPOLITAN TRANSPORTATION PLANNING**  
49 U.S.C. Chapter 53, Sections 5303, 5304, & 5305

	<b>FY15/MAP-21</b>	<b>FY16</b>	<b>FY17</b>	<b>FY18</b>	<b>FY19</b>	<b>FY20</b>
5303 Metropolitan Transportation Planning	\$106,543,360	\$108,141,510	\$110,347,597	\$112,664,897	\$115,053,393	\$117,492,524
5304 Statewide Transportation Planning	\$22,256,640	\$22,590,490	\$23,051,336	\$23,535,414	\$24,034,364	\$24,543,893
<b>PLANNING PROGRAM TOTAL</b>	\$128,800,000	\$130,732,000	\$133,398,933	\$136,200,310	\$139,087,757	\$142,036,417

# National Planning Formula Process



# Allocation of Funding

- Funds are apportioned to states by a formula that includes each state's urbanized area population in proportion to the total urbanized area population for the nation, as well as other factors. States can receive no less than .5 percent of the amount apportioned. These funds, in turn, are sub-allocated by states to MPOs by a formula that considers each MPO's urbanized area population, their individual planning needs, and a minimum distribution.

## Statutory References

- [49 USC §5303 – Metropolitan Planning](#)
- [49 USC §5304 – Statewide Planning](#)
- [49 USC §5305 – Planning Programs](#)

# State of Georgia

Program	2015	2016	2017	2018
<b>5303</b>	\$3,016,746	\$3,059,701	\$3,122,091	\$3,187,655
<b>5304</b>	\$601,042	\$609,452	\$621,885	\$634,945



## **GDOT has developed a formula**

- Federal planning funds are first apportioned to State DOTs. State DOTs then allocate planning funding to MPOs.
- Our formula is primarily focused on population, as represented in the 2010 US Census

## **Eligible Activities**

- Transportation plans and programs;
- Plan, design and evaluate a public transportation project; and
- Conduct technical studies related to public transportation.



## FY 2020 SECTION 5303 FUNDING DISTRIBUTION

*Based on 2010 Census URBANIZED AREA (UZA) POPULATION\**

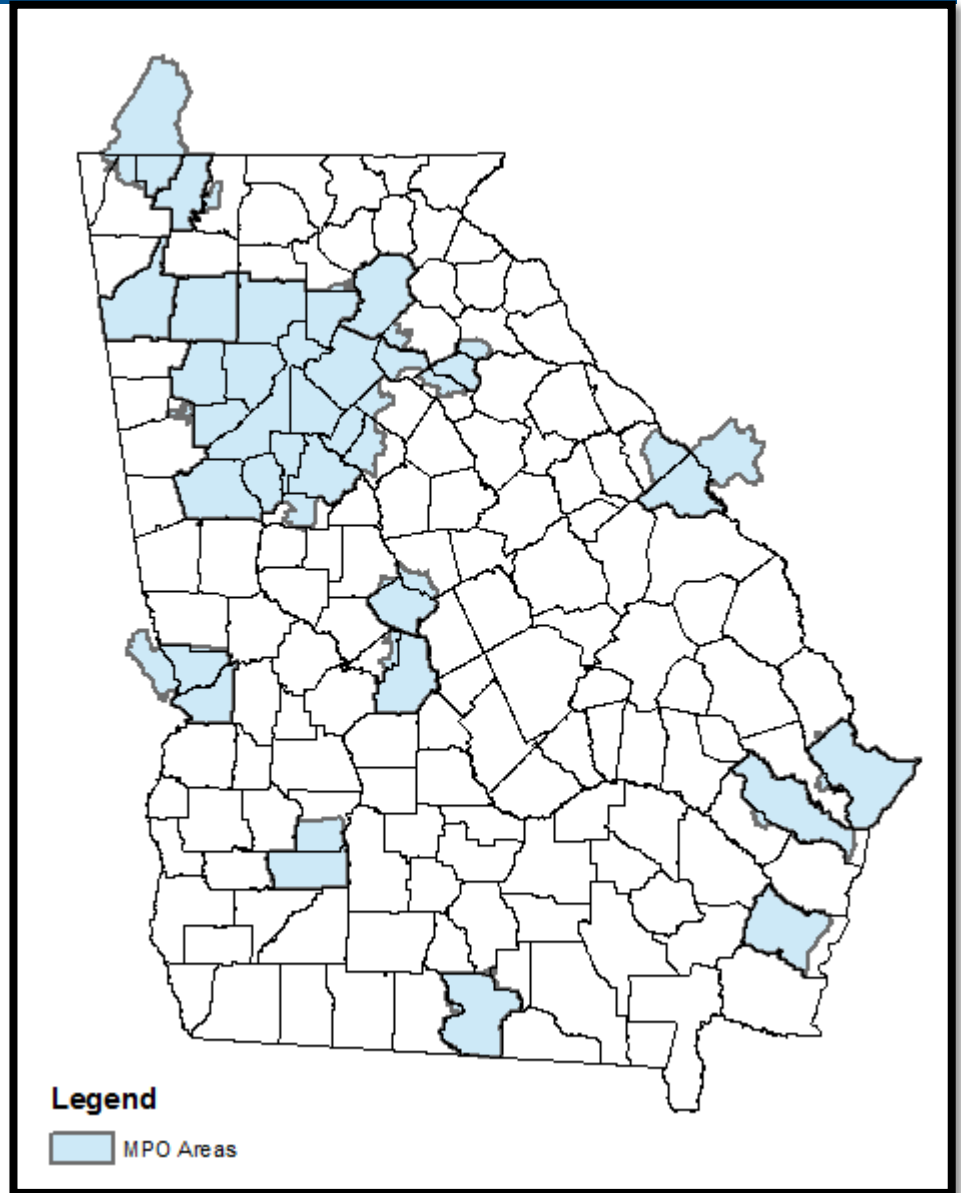
MPO	Base Amount	Population 2010 Census	Population Factor	Population Allocation	Total Allocation
Albany	\$30,000	95,779	2%	\$32,931	\$62,931
Athens	\$30,000	128,754	2%	\$44,268	\$74,268
Atlanta	\$500,000	4,491,847	71%	\$1,544,392	\$2,044,392
Augusta	\$40,000	283,283	4%	\$97,399	\$137,399
Brunswick	\$25,000	51,024	1%	\$17,543	\$42,543
Cartersville	\$25,000	60,135	1%	\$20,676	\$45,676
Chattanooga*	\$4,798	78,999	1%	\$27,162	\$31,960
Columbus	\$40,000	192,338	3%	\$66,130	\$106,130
Dalton	\$30,000	84,604	1%	\$29,089	\$59,089
Gainesville	\$30,000	146,760	2%	\$50,459	\$80,459
Hinesville	\$30,000	51,456	1%	\$17,692	\$47,692
Macon	\$30,000	138,217	2%	\$47,522	\$77,522
Rome	\$30,000	60,851	1%	\$20,922	\$50,922
Savannah	\$40,000	260,677	4%	\$89,626	\$129,626
Valdosta	\$25,000	77,085	1%	\$26,503	\$51,503
Warner Robins	\$30,000	132,462	2%	\$45,543	\$75,543
GDOT Discretionary	\$70,000				\$70,000
<b>Totals</b>	<b>\$1,009,798</b>	<b>\$6,334,271</b>	<b>100%</b>	<b>\$2,177,857</b>	<b>\$3,187,655</b>

\* Chattanooga will not receive any STATE MATCH

**\$3,187,655 Available for 5303 MPO Planning - FY 2018 (FTA Annual Apportionment)**

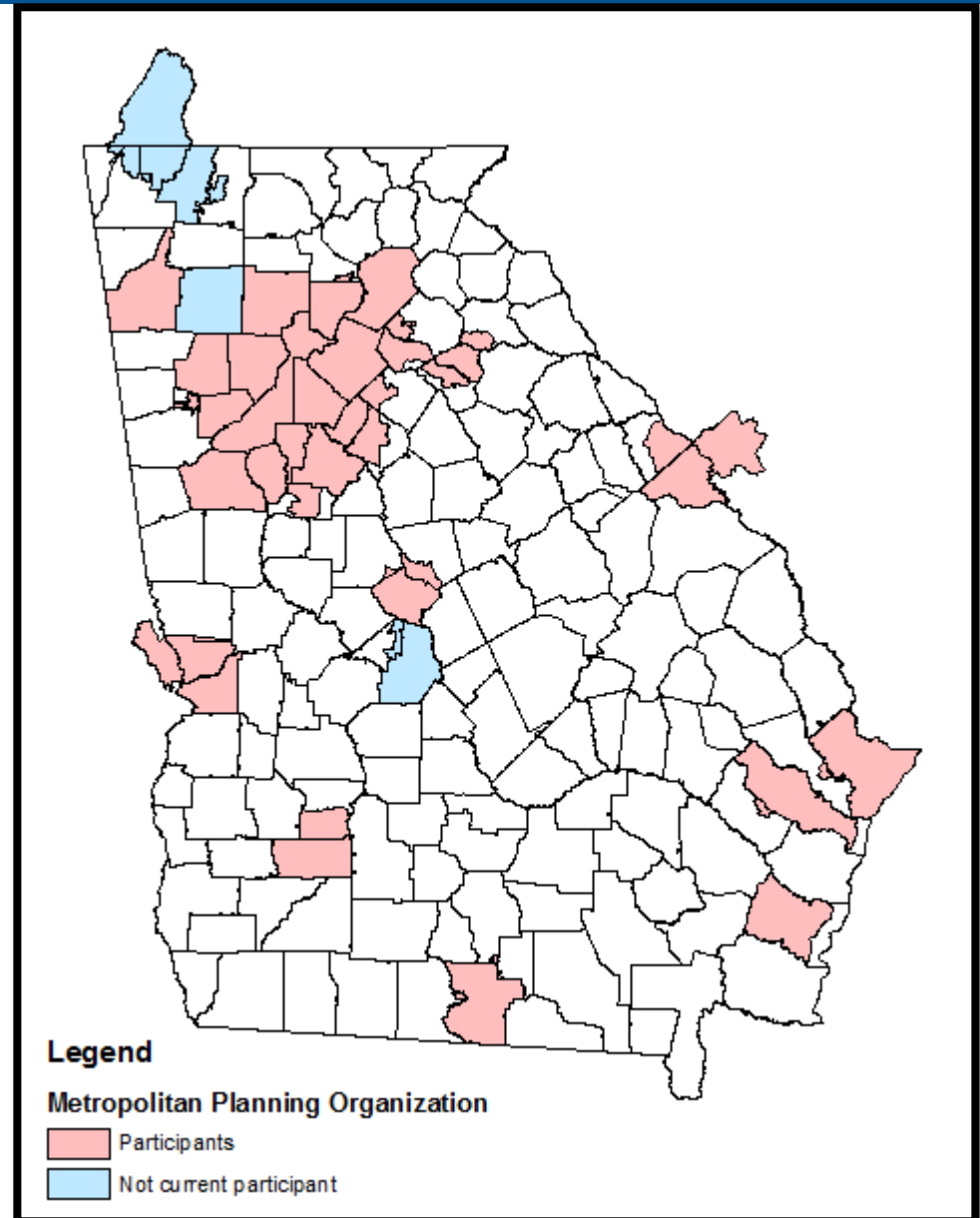
## 5303 Program

- Requires MPOs to establish performance targets that address both the surface transportation measures set forth in 23 U.S.C 150(c), in coordination with the state and public transportation performance measures in coordination with providers of public transportation, to ensure consistency with performance targets related to transit asset management and transit safety, as set forth in 49 U.S.C. 5326(c) and 5329(d).



## 5303 Program

- MPO plans must include performance targets that address performance measures and standards and a system performance report
- Transportation Improvement Programs (TIP) must include a description of the anticipated progress brought about by implementing the TIP toward achieving the performance targets
- MPO's continue to develop Unified Planning Work Programs, Metropolitan Transportation Plans, TIP and Public Participation Plans.



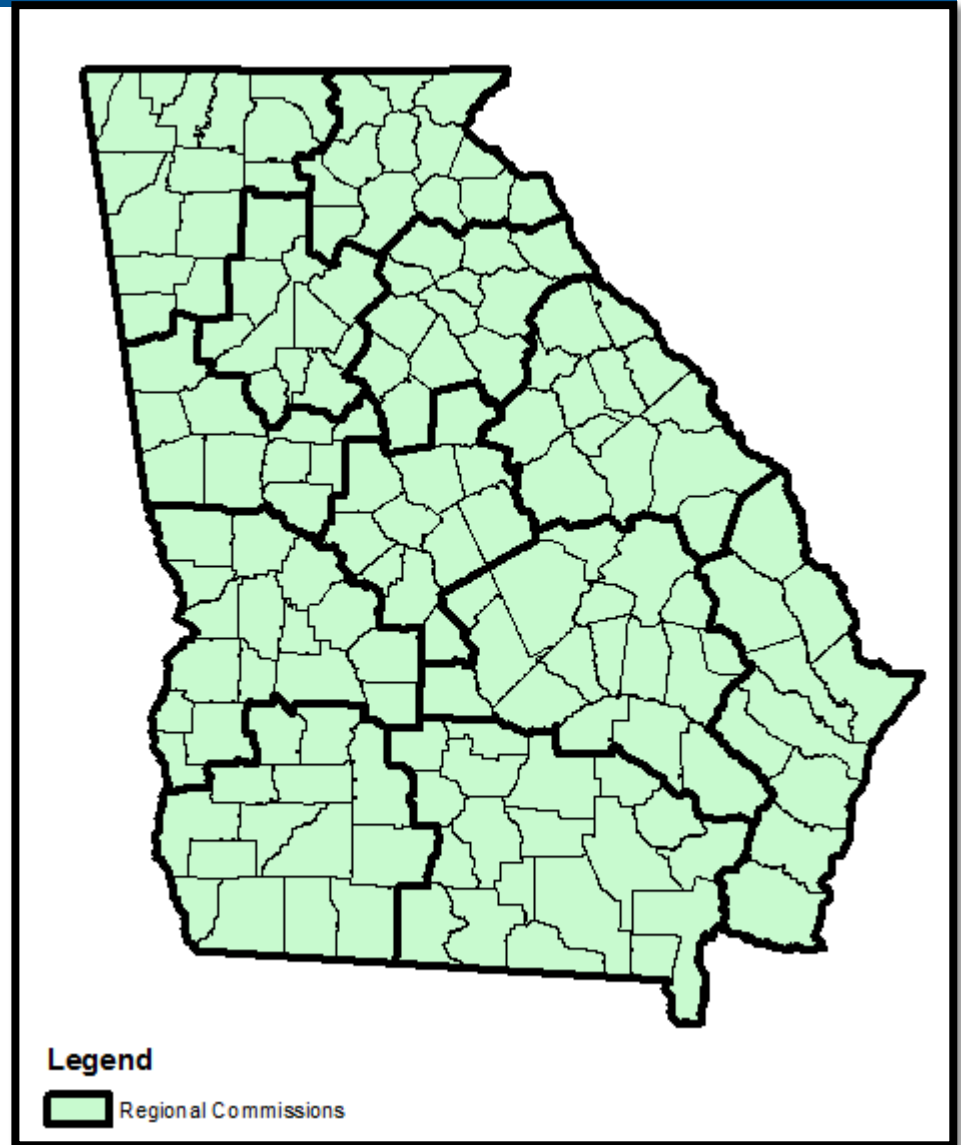
## Reminder - 2 year UPWP (option)

- If you can add a 2<sup>nd</sup> year of funding to your UPWP, before adopting and the FHWA Approval letter, this alone will speed up GDOT's Grant Application / Approval process with FTA.
- This alone would enable our contracts to be developed and executed earlier in the fiscal year.



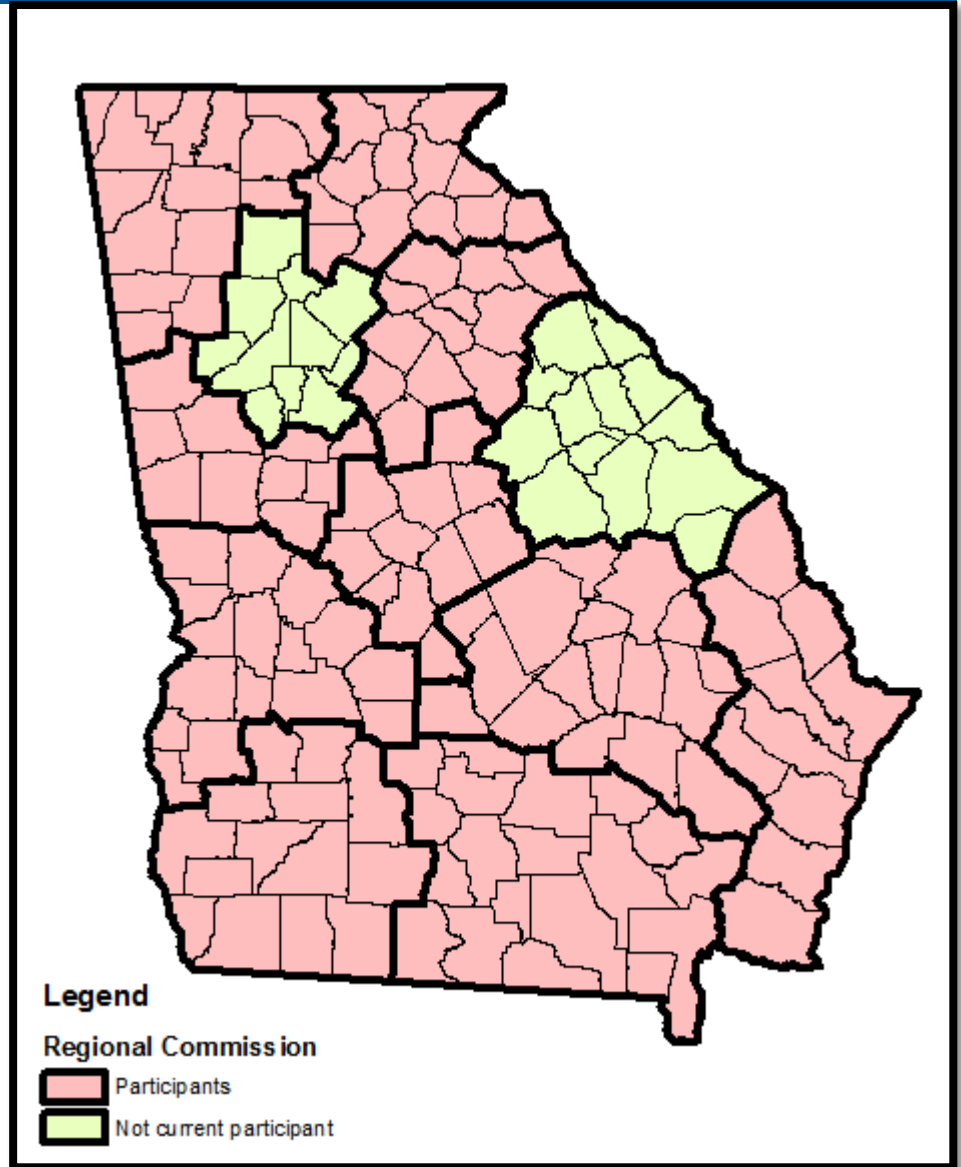
# 5304 Program

- GDOT will continue to contract with Regional Commissions (RCs) in the state to undertake eligible planning activities that ultimately inform Statewide Transit Planning decisions and initiatives.



## 5304 Program

- **Eligible planning activities**
- Develop transportation plans and programs, plan, design and evaluate a public transportation project, and conduct technical studies related to public transportation.



### Funding Allocated from FTA Section 5304 Funds to Regional Commissions

Regional Commission	Base Amount	2010 Census Population Outside MPO Boundary*	Population Factor	Population Allocation	Total Section 5304 Allocation (federal funds)
Atlanta *	\$0	0	0%	\$0	\$0
Central Savannah River Area	\$5,000	146,444	5%	\$11,647	\$16,647
Coastal	\$5,000	286,920	10%	\$22,820	\$27,820
Georgia Mountains	\$5,000	258,054	9%	\$20,524	\$25,524
Heart of Georgia Altamaha	\$5,000	303,199	11%	\$24,115	\$29,115
Middle Georgia	\$5,000	161,363	6%	\$12,834	\$17,834
Northeast Georgia	\$5,000	249,289	9%	\$19,827	\$24,827
Northwest Georgia	\$5,000	319,274	12%	\$25,393	\$30,393
River Valley	\$5,000	179,940	7%	\$14,311	\$19,311
Southern Georgia	\$5,000	292,749	11%	\$23,284	\$28,284
Southwest Georgia	\$5,000	243,822	9%	\$19,392	\$24,392
Three Rivers	\$5,000	325,058	12%	\$25,853	\$30,853
<b>Totals</b>	<b>\$55,000</b>	<b>2,766,112</b>	<b>100%</b>	<b>\$220,000</b>	<b>\$275,000</b>

\*Atlanta's transit planning funds are allocated under FTA's Section 5303 – Metropolitan Planning Program.



# **Statewide Transit Plan**

**Kaycee Mertz**



# Statewide Transit Plan

**Kickoff Fall 2018**

**Completion by end of 2019**

- Assistance from AECOM
- 2050 Planning Horizon
- Involvement Opportunities: in-person and virtual
- Statewide Vision: rural, urban, and intercity systems
- Support Performance-based Planning
- Inform Funding Decisions



# Statewide Transit Plan

## Focus Areas



### Evaluate Service Gaps

Geographic and Temporal



### Cohesive Statewide Vision

Stitch together existing transit plans and service



### Robust public and agency engagement



### Make the case for transit investment



### Coordination with other statewide plans

SWTP, SSTP, Rail

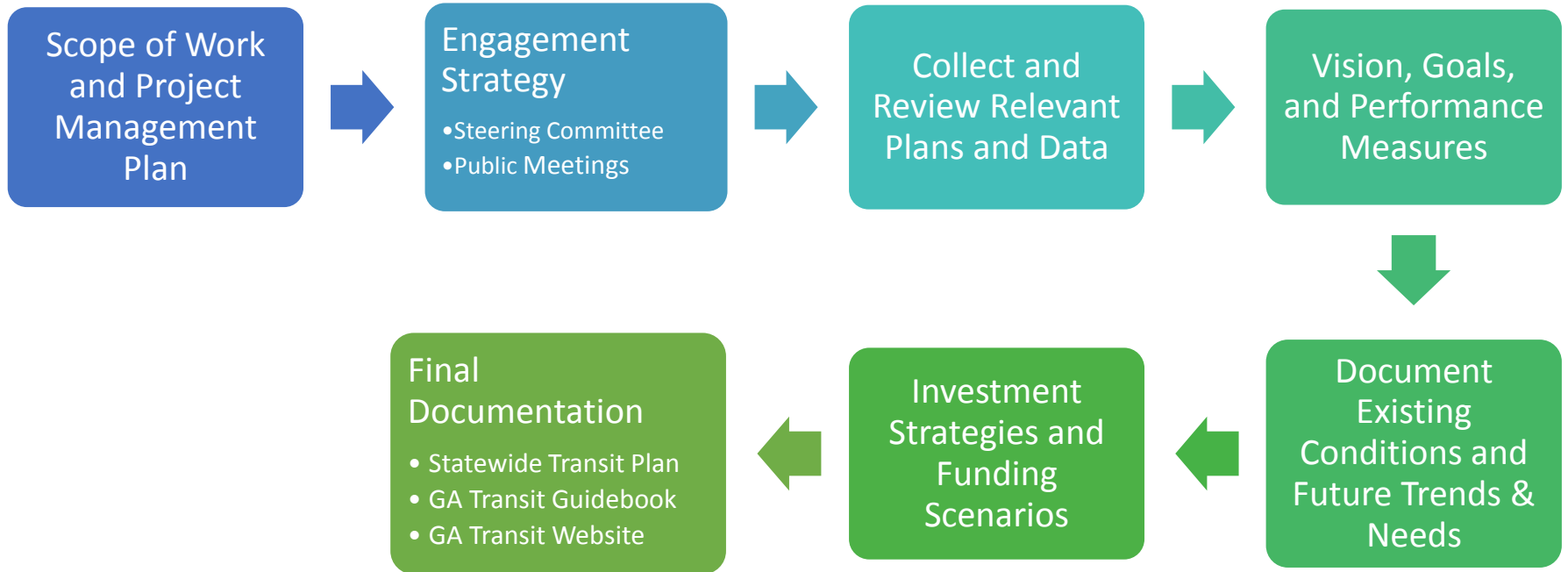


### Future Focused

Consider Socioeconomic Trends, Changing Travel Patterns, and Emerging Technologies

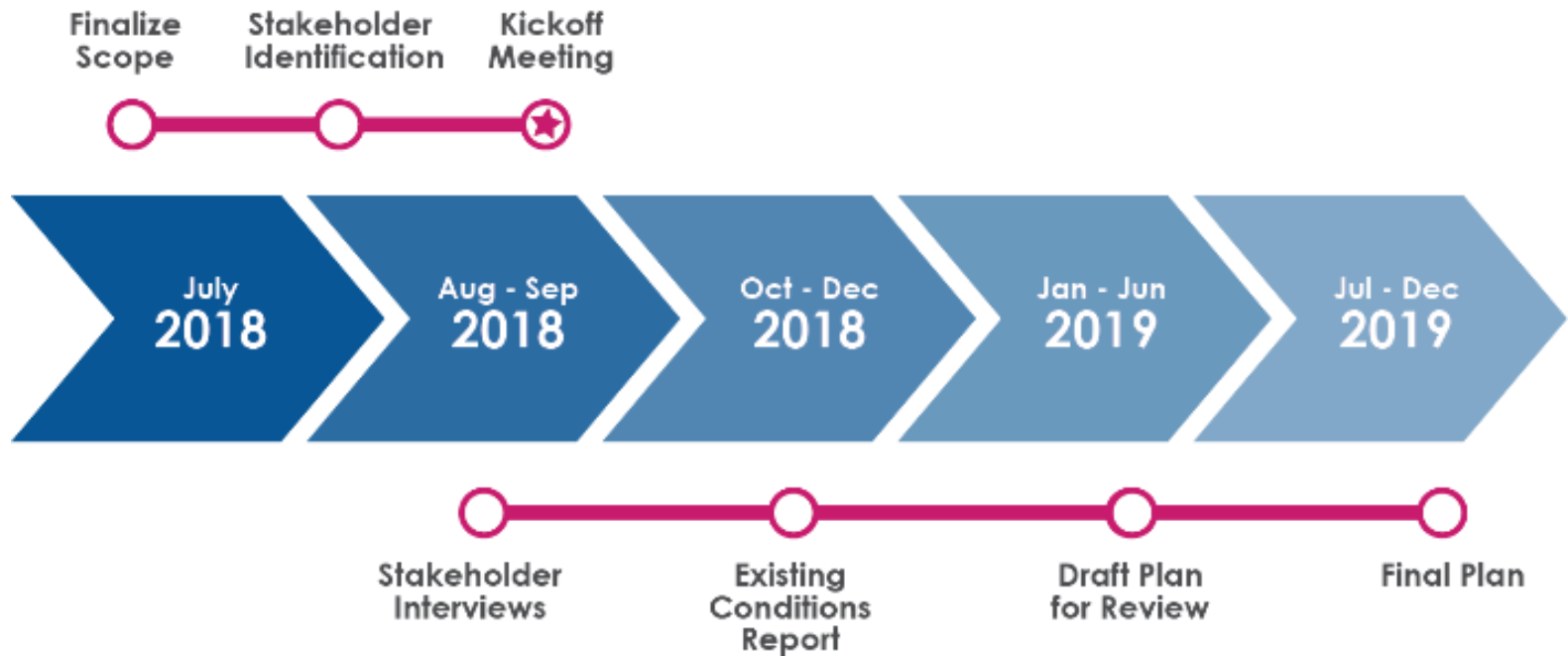
# Statewide Transit Plan

## Process



# Statewide Transit Plan

## Schedule



# Statewide Transit Plan

## Engagement

- Statewide Steering Committee
- Stakeholder Interviews
- Public Meetings (PIOH)
- Targeted outreach: Environmental Justice (EJ) and Limited English Proficient (LEP) communities, aging population, and special interest groups
- Other: social media, webinars, presence at conferences and events statewide



# Economic Impact Research Project

## GA Tech and GDOT Research Program

### 24 month schedule

- Inform the Department and policy makers on impact of transit service and investment
- Direct, indirect, and induced impact of GA's rural and small urban systems
- Quantify benefits of extended service hours & days
- Quantify benefits of new service in counties with no existing service



# **FY 2020 Planning Program Call for Projects**

**Ryan Walker**

# FY 2020 Application / Call for Projects

- 5303 *minor* Formula change (Population adjusted to match GDOT's Office of Planning – PL funding distribution)
- Indication (Y/N) regarding Indirect Costs
  - *Documentation must be included in the application on How the Indirect Cost Rate was determined. (i.e. Annual Audit and/or Cost Allocation Plan)*
- There will be a Supplemental Call for Projects this year.



# Reimbursement Process (slide 1)

- Updated forms:
  - Subrecipient Request for Reimbursement (*example*);
  - Cover Letter (*sample handout*);
  - Summary of Expenses (*sample handout*); and
  - Milestone Reporting / Quarterly Progress Reports (*sample handout*).



# Reimbursement Process (slide 2)

- Backup and Supporting Documentation:
  - General Ledger;
  - Breakout of who is working on or charging time to the project;
  - Timesheet summary report
    - (RCs “*YTD Timesheet Charges by Activity*” report);
  - Invoices;
  - Indirect Cost Rate Calculation; and
  - Deliverables and documentation of milestones
    - For example: draft and final reports (TDP), technical memorandums, meeting summaries, advertisements, legal ads, public notices, website material, etc.

# Typical Deliverables under 5303

- Unified Planning Work Program;
- Transportation Improvement Program;
- Long Range Transportation Plan (LRTP) / Also known as Metropolitan Transportation Plan (MTP);
- Public Participation Plan;
- Public Notices on behalf of FTA's Section 5307 Transit Operator(s) in the Region;
- Title VI / Environmental Justice / DBE participation in contracting opportunities;
- Keeping website current

# Public Notices (slide 1)

- In those cases where the Transit Operator Subrecipient relies on the MPO's public participation process for the TIP to meet Section 5307 POP public participation requirements, the following type of statements should work:



# Public Notices (slide 2)

## For the MPO's Public Involvement Plan:

- The \_\_\_\_\_ (MPO's) public participation process for the development of the TIP meets the Federal Transit Administration's (FTA) public participation requirements related to the development of the Section 5307 Program of Projects.

## For the MPO's TIP Issuance Notices:

When the MPO publishes its Notice of TIP availability and/or amendment:

- This notice of public involvement activities and time established for public review and comment on the TIP will satisfy the Program of Projects (POP) requirements of the Federal Transit Administration (FTA) Section 5307 Program.

# Typical Deliverables under 5304

- County and/or Regional Transit Development Plan(s).
  - *[this is separate from the DCA required Comprehensive Plan]*
- Typically focused on Rural Transit implementation (i.e. Utilizing FTA's Section 5311 Program).
- Website hosting Transportation Options in the region, including at minimum:
  - Links; and
  - Previously completed and underway Transit Development Plans

# Summary – Key Takeaways

## 1. Section 5303 and 5304 Programs

Upcoming funding formula update

Application template update

Planning deliverables

Supplemental call for projects

## 2. Upcoming Statewide Transit Plan

## 3. FY 2020 Applications & Reimbursement Process